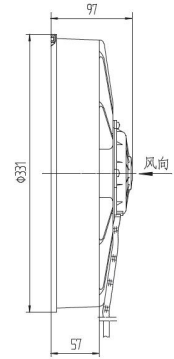
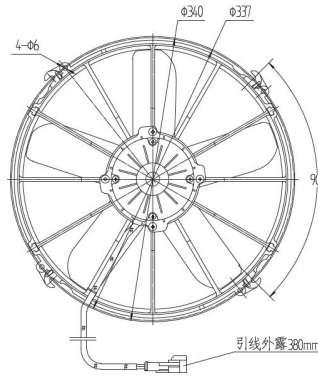
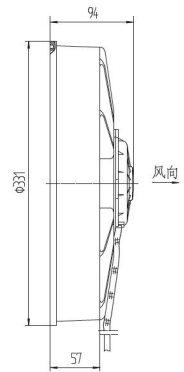
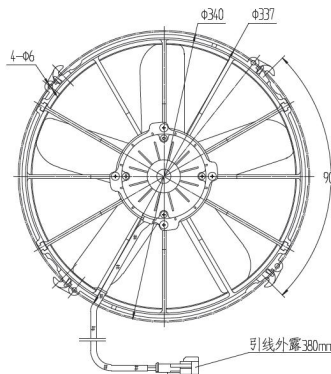


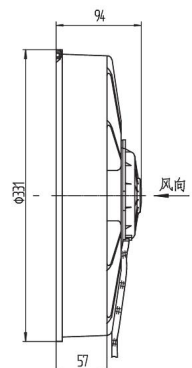
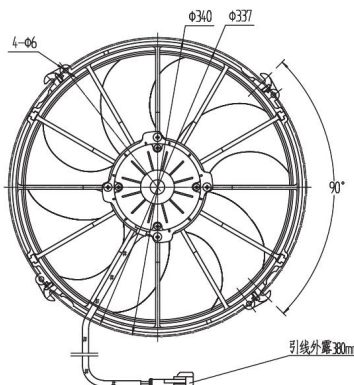
型号 MODEL	风量 (m³/h) AIRFLOW	压差 (Pa) STATIC PRESSURE	额定电压 (V) VOLTAGE	电流 (A) CURRENT	转速 (rpm) SPEED	备注 REMARKS
KF125B	2200	100	12	≤ 20	≥ 3200	Φ 305 吹风 Φ 12
KF245B	2200	100	24	≤ 10	≥ 3200	Φ 305 吹风 Φ 12



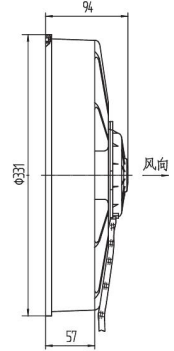
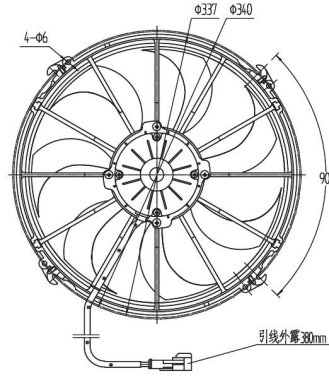
型号 MODEL	风量 (m³/h) AIRFLOW	压差 (Pa) STATIC PRESSURE	额定电压 (V) VOLTAGE	电流 (A) CURRENT	转速 (rpm) SPEED	备注 REMARKS
KF125S	2200	100	12	≤ 18	≥ 3200	Φ 305 吸风 Φ 12
KF245S	2200	100	24	≤ 9	≥ 3200	Φ 305 吸风 Φ 12



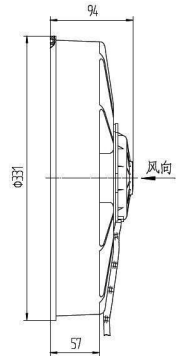
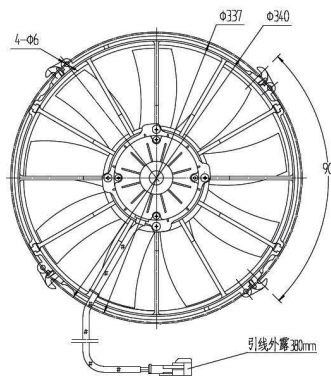
型号 MODEL	风量 (m³/h) AIRFLOW	压差 (Pa) STATIC PRESSURE	额定电压 (V) VOLTAGE	电流 (A) CURRENT	转速 (rpm) SPEED	备注 REMARKS
KF126B	2200	100	12	≤ 20	≥ 3200	Φ 305 吹风 Φ 12
KF246B	2200	100	24	≤ 10	≥ 3200	Φ 305 吹风 Φ 12



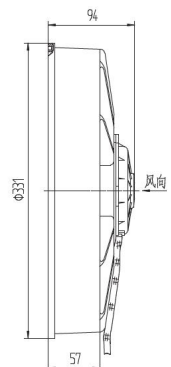
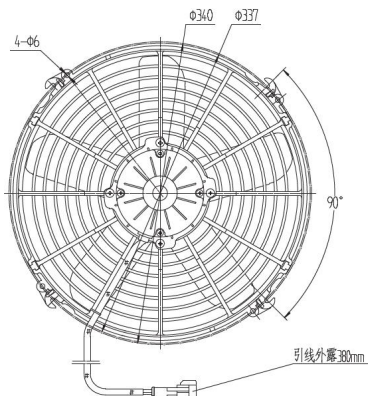
型号 MODEL	风量 (m³/h) AIRFLOW	压差 (Pa) STATIC PRESSURE	额定电压 (V) VOLTAGE	电流 (A) CURRENT	转速 (rpm) SPEED	备注 REMARKS
KF126S	2200	100	12	≤ 18	≥ 3200	Φ 305 吸风 Φ 12
KF246S	2200	100	24	≤ 9	≥ 3200	Φ 305 吸风 Φ 12



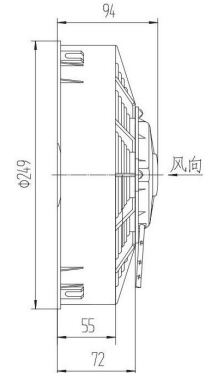
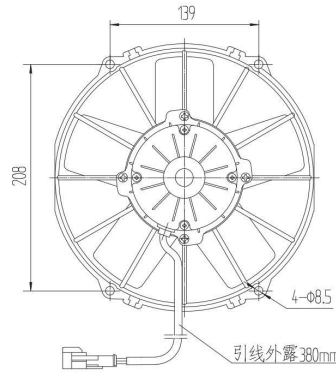
型号 MODEL	风量 (m³/h) AIRFLOW	压差 (Pa) STATIC PRESSURE	额定电压 (V) VOLTAGE	电流 (A) CURRENT	转速 (rpm) SPEED	备注 REMARKS
KF127	2200	100	12	≤ 18	≥ 2650	Φ 305 吹风 Φ 12
KF247	2200	100	24	≤ 9	≥ 2650	Φ 305 吹风 Φ 12



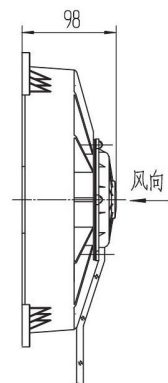
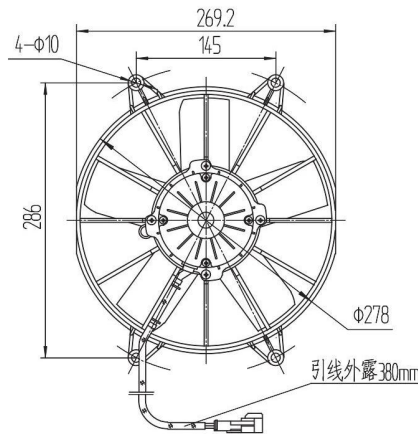
型号 MODEL	风量 (m³/h) AIRFLOW	压差 (Pa) STATIC PRESSURE	额定电压 (V) VOLTAGE	电流 (A) CURRENT	转速 (rpm) SPEED	备注 REMARKS
KF1250	2200	100	12	≤ 20	≥ 3200	Φ 305 吹/吸风 Φ 12
KF2450	2200	100	24	≤ 10	≥ 3200	Φ 305 吹/吸风 Φ 12



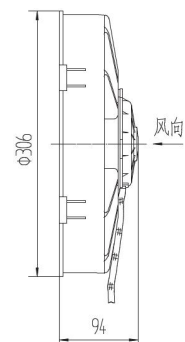
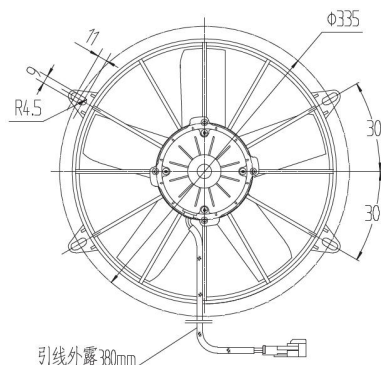
型号 MODEL	风量 (m³/h) AIRFLOW	压差 (Pa) STATIC PRESSURE	额定电压 (V) VOLTAGE	电流 (A) CURRENT	转速 (rpm) SPEED	备注 REMARKS
KF1222	800	100	12	≤ 12	≥ 3200	Φ 225 吹/吸风
KF2422	800	100	24	≤ 6	≥ 3200	Φ 225 吹/吸风



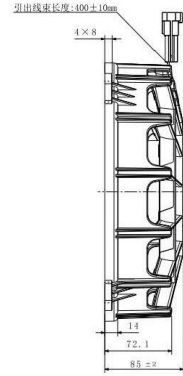
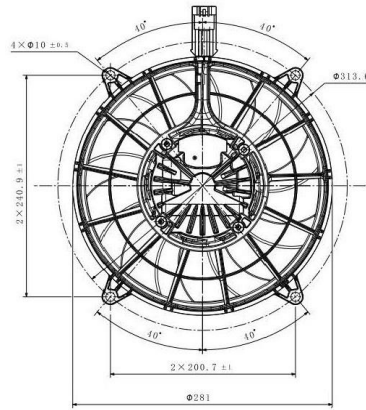
型号 MODEL	风量 (m³/h) AIRFLOW	压差 (Pa) STATIC PRESSURE	额定电压 (V) VOLTAGE	电流 (A) CURRENT	转速 (rpm) SPEED	备注 REMARKS
KF1223	1400	100	12	≤ 13	≥ 3200	Φ 255 吹/吸风
KF2423	1400	100	24	≤ 6.5	≥ 3200	Φ 255 吹/吸风



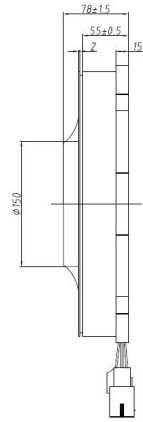
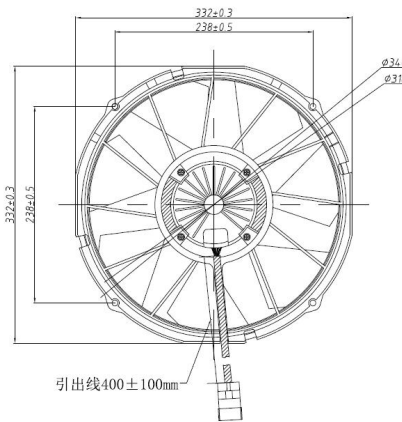
型号 MODEL	风量 (m³/h) AIRFLOW	压差 (Pa) STATIC PRESSURE	额定电压 (V) VOLTAGE	电流 (A) CURRENT	转速 (rpm) SPEED	备注 REMARKS
KF128	1800	100	12	≤ 16	≥ 3200	Φ 280 吹/吸风 Φ 11
KF248	1800	100	24	≤ 8	≥ 3200	Φ 280 吹/吸风 Φ 11



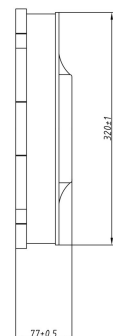
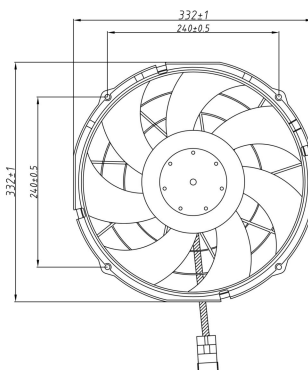
型号 MODEL	风量 (m³/h) AIRFLOW	压差 (Pa) STATIC PRESSURE	额定电压 (V) VOLTAGE	电流 (A) CURRENT	转速 (rpm) SPEED	备注 REMARKS
KBRL321P	2200	100	12	≤ 24	≥ 4000	Φ 255 无刷 Φ 10
KBRL335P	2400	100	24	≤ 14.5	≥ 4450	Φ 255 无刷 Φ 10



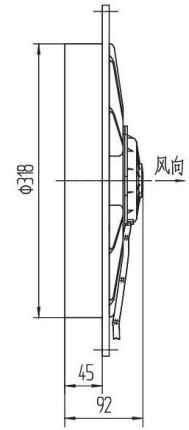
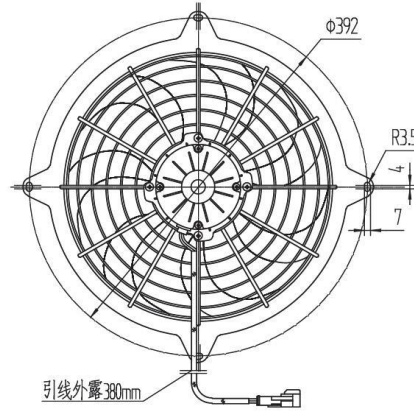
型号 MODEL	风量 (m³/h) AIRFLOW	压差 (Pa) STATIC PRESSURE	额定电压 (V) VOLTAGE	电流 (A) CURRENT	转速 (rpm) SPEED	备注 REMARKS
KBRL320	3000	100	12	≤ 26	≥ 3500	Φ 305 无刷 Φ 12
KBRL343	2500	100	24	≤ 14	≥ 3400	Φ 305 无刷 Φ 12
KBRL506P	3700	100	24	≤ 21	≥ 4100	Φ 305 无刷 Φ 12



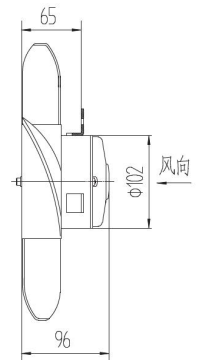
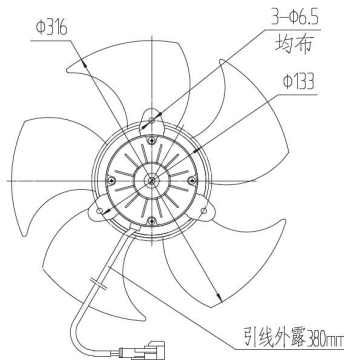
型号 MODEL	风量 (m³/h) AIRFLOW	压差 (Pa) STATIC PRESSURE	额定电压 (V) VOLTAGE	电流 (A) CURRENT	转速 (rpm) SPEED	备注 REMARKS
KBRL125	2000	100	12	≤ 12	≥ 2600	Φ 305 无刷 Φ 12
KBRL245	2000	100	24	≤ 5.0	≥ 2600	Φ 305 无刷 Φ 12
KBRL485	2000	100	48	≤ 2.5	≥ 2600	Φ 305 无刷 Φ 12



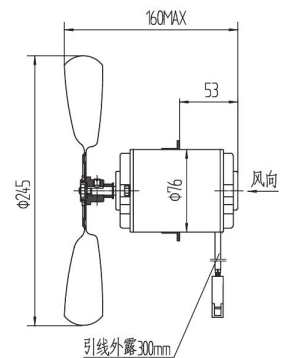
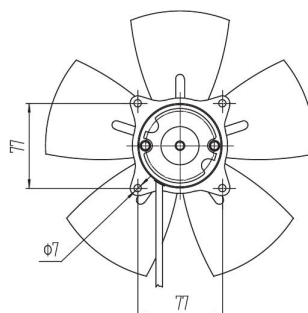
型号 MODEL	风量 (m³/h) AIRFLOW	压差 (Pa) STATIC PRESSURE	额定电压 (V) VOLTAGE	电流 (A) CURRENT	转速 (rpm) SPEED	备注 REMARKS
KF129S	2000	100	12	≤ 18	≥ 3200	Φ 305 吸风 Φ 12
KF249S	2000	100	24	≤ 9	≥ 3200	Φ 305 吸风 Φ 12



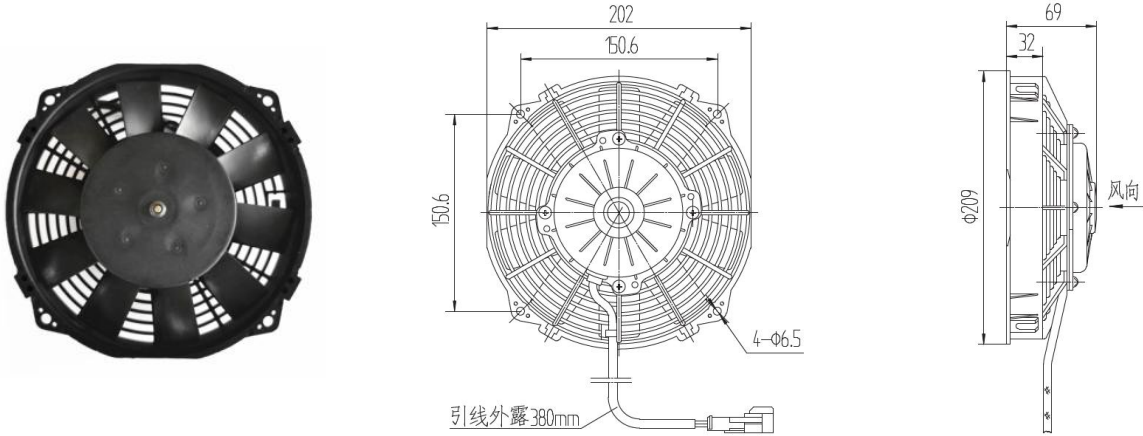
型号 MODEL	风量 (m³/h) AIRFLOW	压差 (Pa) STATIC PRESSURE	额定电压 (V) VOLTAGE	电流 (A) CURRENT	转速 (rpm) SPEED	备注 REMARKS
KF1211D	1400	100	12	≤ 13	≥ 2600	Φ 316 吹风
KF2411D	1400	100	24	≤ 6.5	≥ 2600	Φ 316 吹风



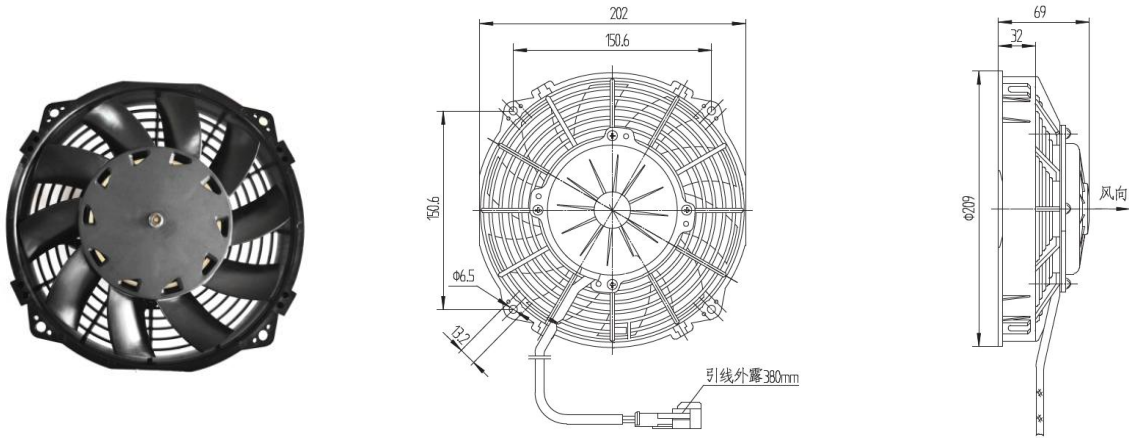
型号 MODEL	风量 (m³/h) AIRFLOW	压差 (Pa) STATIC PRESSURE	额定电压 (V) VOLTAGE	电流 (A) CURRENT	转速 (rpm) SPEED	备注 REMARKS
KF157E	600	100	12	≤ 10	≥ 3200	Φ 245 吹风
KF257E	600	100	24	≤ 4.5	≥ 3200	Φ 245 吹风



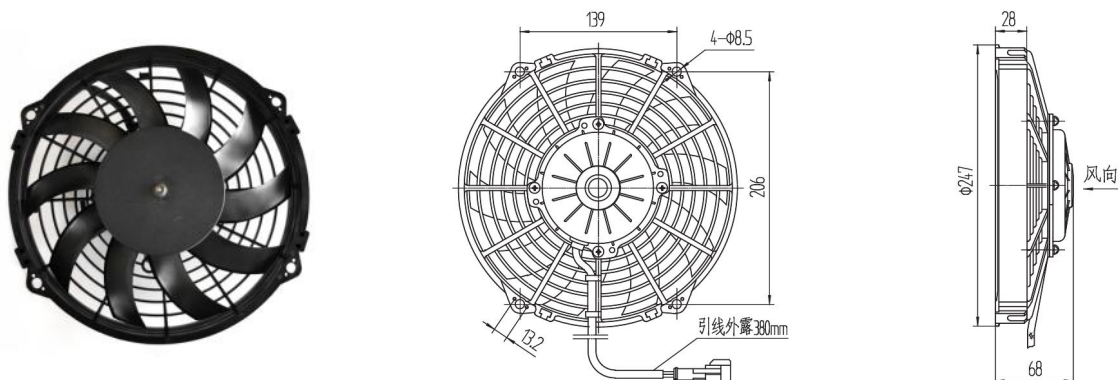
型号 MODEL	风量 (m³/h) AIRFLOW	压差 (Pa) STATIC PRESSURE	额定电压 (V) VOLTAGE	电流 (A) CURRENT	转速 (rpm) SPEED	备注 REMARKS
KF1220-7.5B	400	100	12	≤6	≥3600	Φ190 吹风 Φ7.5
KF2420-7.5B	400	100	24	≤3	≥3600	Φ190 吹风 Φ7.5



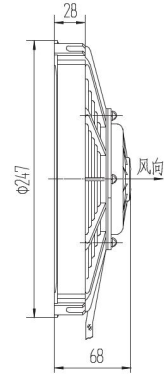
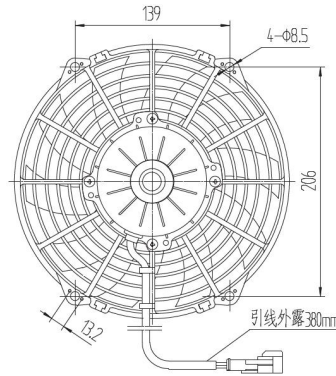
型号 MODEL	风量 (m³/h) AIRFLOW	压差 (Pa) STATIC PRESSURE	额定电压 (V) VOLTAGE	电流 (A) CURRENT	转速 (rpm) SPEED	备注 REMARKS
KF1220-7.5S	400	100	12	≤6	≥3500	Φ190 吸风 Φ7.5
KF2420-7.5S	400	100	24	≤3	≥3500	Φ190 吸风 Φ7.5



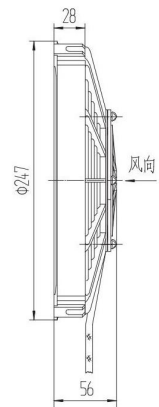
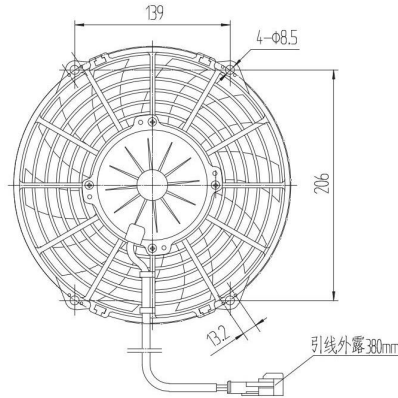
型号 MODEL	风量 (m³/h) AIRFLOW	压差 (Pa) STATIC PRESSURE	额定电压 (V) VOLTAGE	电流 (A) CURRENT	转速 (rpm) SPEED	备注 REMARKS
KF1220-9B	600	100	12	≤10	≥3200	Φ225 吹风 Φ9
KF2420-9B	600	100	24	≤4.5	≥3200	Φ225 吹风 Φ9



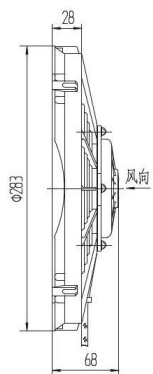
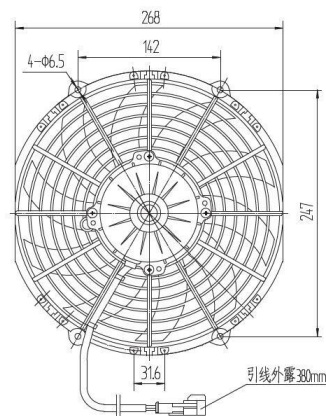
型号 MODEL	风量 (m³/h) AIRFLOW	压差 (Pa) STATIC PRESSURE	额定电压 (V) VOLTAGE	电流 (A) CURRENT	转速 (rpm) SPEED	备注 REMARKS
KF1220-9S	600	100	12	≤ 10	≥ 3200	Φ 225 吸风 Φ 9
KF2420-9S	600	100	24	≤ 4.5	≥ 3200	Φ 225 吸风 Φ 9



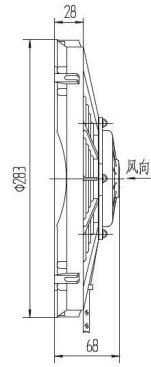
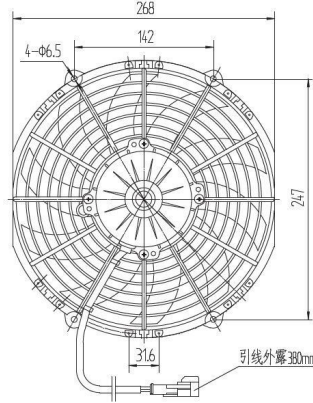
型号 MODEL	风量 (m³/h) AIRFLOW	压差 (Pa) STATIC PRESSURE	额定电压 (V) VOLTAGE	电流 (A) CURRENT	转速 (rpm) SPEED	备注 REMARKS
KF1220-9A	600	100	12	≤ 10	≥ 3200	Φ 225 吹/吸风 Φ 9
KF2420-9A	600	100	24	≤ 4.5	≥ 3200	Φ 225 吹/吸风 Φ 9



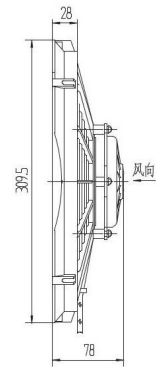
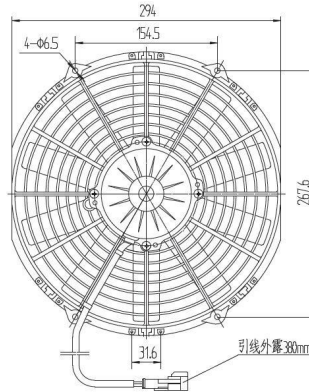
型号 MODEL	风量 (m³/h) AIRFLOW	压差 (Pa) STATIC PRESSURE	额定电压 (V) VOLTAGE	电流 (A) CURRENT	转速 (rpm) SPEED	备注 REMARKS
KF1220-10B	900	100	12	≤ 10	≥ 3200	Φ 255 吹风 Φ 10
KF2420-10B	900	100	24	≤ 5	≥ 3200	Φ 255 吹风 Φ 10



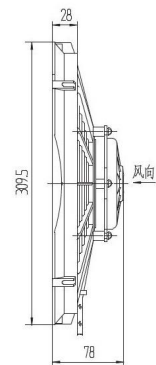
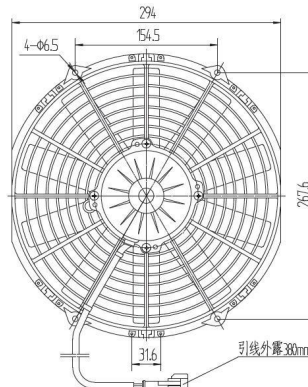
型号 MODEL	风量 (m³/h) AIRFLOW	压差 (Pa) STATIC PRESSURE	额定电压 (V) VOLTAGE	电流 (A) CURRENT	转速 (rpm) SPEED	备注 REMARKS
KF1220-10S	900	100	12	≤ 10	≥ 3200	Φ 255 吸风 Φ 10
KF2420-10S	900	100	24	≤ 5	≥ 3200	Φ 255 吸风 Φ 10



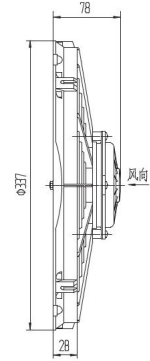
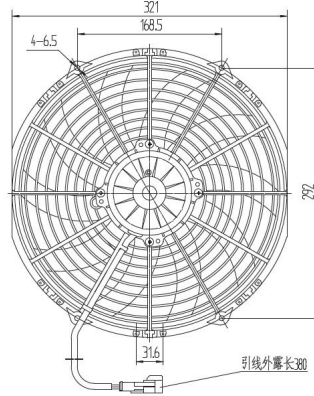
型号 MODEL	风量 (m³/h) AIRFLOW	压差 (Pa) STATIC PRESSURE	额定电压 (V) VOLTAGE	电流 (A) CURRENT	转速 (rpm) SPEED	备注 REMARKS
KF1220-11B	1200	100	12	≤ 11	≥ 3200	Φ 280 吹风 Φ 11
KF2420-11B	1200	100	24	≤ 5.5	≥ 3200	Φ 280 吹风 Φ 11



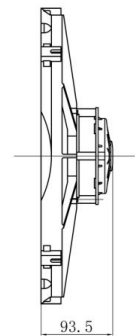
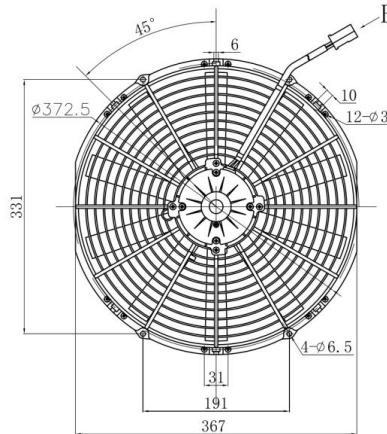
型号 MODEL	风量 (m³/h) AIRFLOW	压差 (Pa) STATIC PRESSURE	额定电压 (V) VOLTAGE	电流 (A) CURRENT	转速 (rpm) SPEED	备注 REMARKS
KF1220-11S	1200	100	12	≤ 11	≥ 3200	Φ 280 吸风 Φ 11
KF2420-11S	1200	100	24	≤ 5.5	≥ 3200	Φ 280 吸风 Φ 11



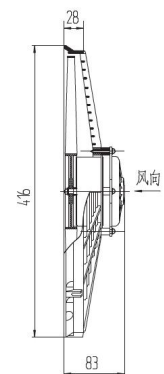
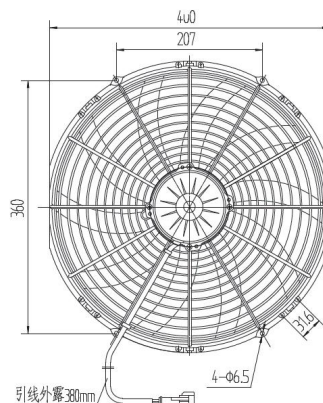
型号 MODEL	风量 (m³/h) AIRFLOW	压差 (Pa) STATIC PRESSURE	额定电压 (V) VOLTAGE	电流 (A) CURRENT	转速 (rpm) SPEED	备注 REMARKS
KF1220-12	1400	100	12	≤ 16	≥ 2700	Φ 305 吹/吸风 Φ 12
KF2420-12	1400	100	24	≤ 8	≥ 2700	Φ 305 吹/吸风 Φ 12



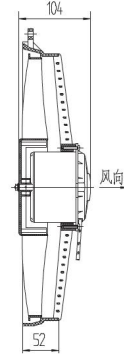
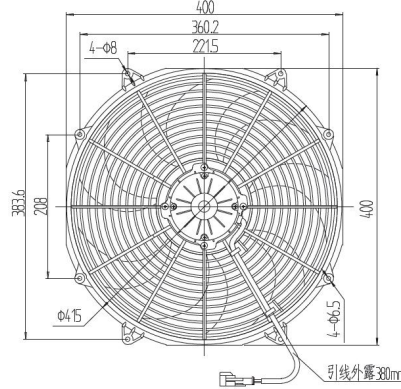
型号 MODEL	风量 (m³/h) AIRFLOW	压差 (Pa) STATIC PRESSURE	额定电压 (V) VOLTAGE	电流 (A) CURRENT	转速 (rpm) SPEED	备注 REMARKS
KF1220-14	1700	100	12	≤ 16	≥ 2600	Φ 330 吹/吸风 Φ 14
KF2420-14	1700	100	24	≤ 8.5	≥ 2600	Φ 330 吹/吸风 Φ 14



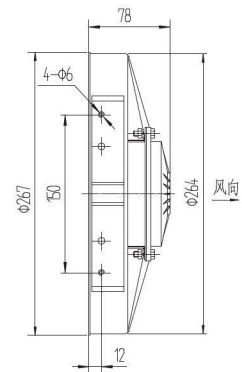
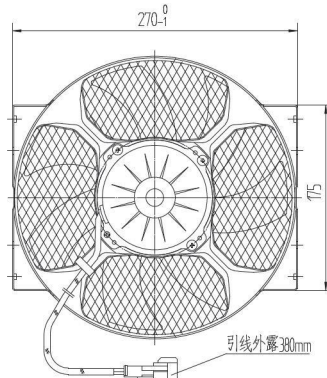
型号 MODEL	风量 (m³/h) AIRFLOW	压差 (Pa) STATIC PRESSURE	额定电压 (V) VOLTAGE	电流 (A) CURRENT	转速 (rpm) SPEED	备注 REMARKS
KF1220-16	1400	100	12	≤ 12	≥ 2000	Φ 385 吹/吸风 Φ 16
KF2420-16	1400	100	24	≤ 6	≥ 2000	Φ 385 吹/吸风 Φ 16



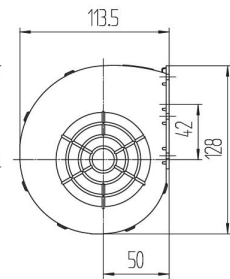
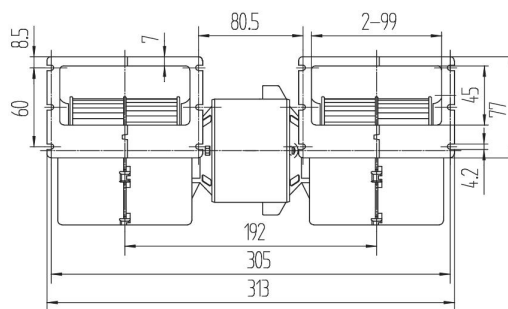
型号 MODEL	风量 (m³/h) AIRFLOW	压差 (Pa) STATIC PRESSURE	额定电压 (V) VOLTAGE	电流 (A) CURRENT	转速 (rpm) SPEED	备注 REMARKS
KF1219S	2500	100	12	≤ 23	≥ 2500	Φ 385 吸风 Φ 16
KF2419S	2500	100	24	≤ 11	≥ 2500	Φ 385 吸风 Φ 16



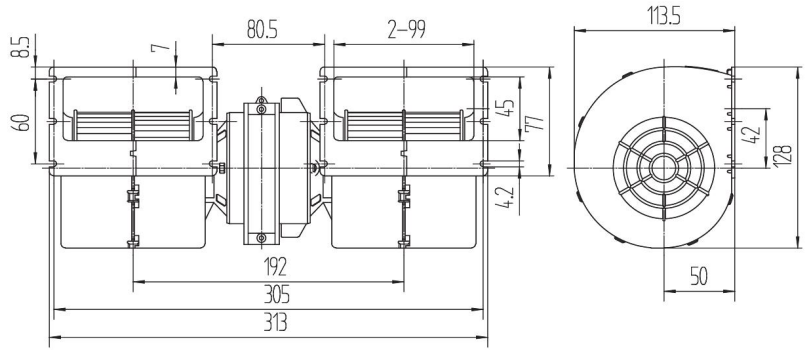
型号 MODEL	风量 (m³/h) AIRFLOW	压差 (Pa) STATIC PRESSURE	额定电压 (V) VOLTAGE	电流 (A) CURRENT	转速 (rpm) SPEED	备注 REMARKS
KF178S	900	100	12	≤ 11	≥ 3300	Φ 255 吸风
KF278S	900	100	24	≤ 5.5	≥ 3300	Φ 255 吸风



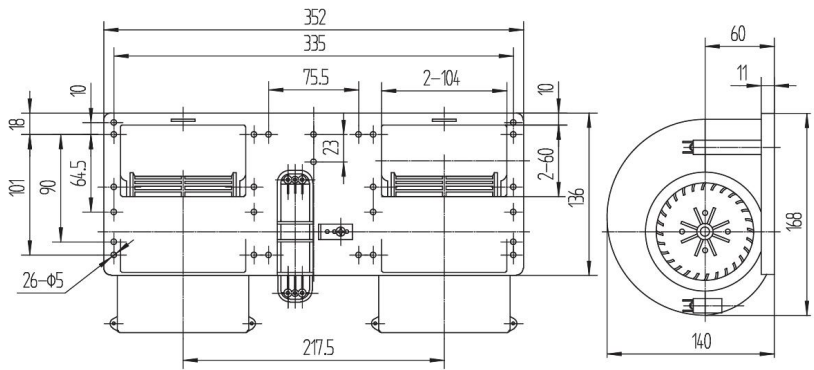
型号 MODEL	风量 (m³/h) AIRFLOW	压差 (Pa) STATIC PRESSURE	额定电压 (V) VOLTAGE	电流 (A) CURRENT	转速 (rpm) SPEED	备注 REMARKS
KB121	660	100	12	≤ 18	≥ 4500	Φ 86×86
KB241	660	100	24	≤ 8.5	≥ 4500	Φ 86×86



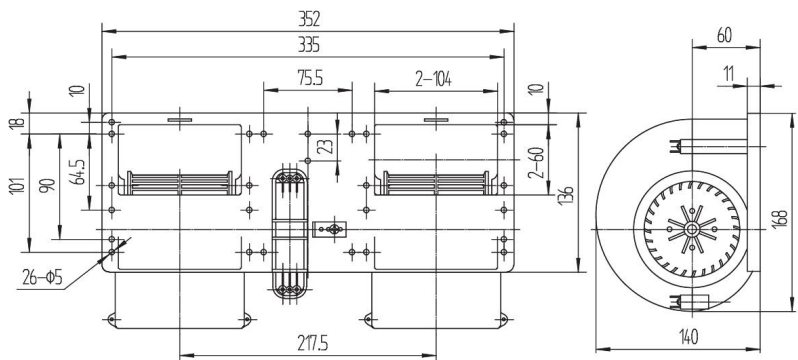
型号 MODEL	风量 (m³/h) AIRFLOW	压差 (Pa) STATIC PRESSURE	额定电压 (V) VOLTAGE	电流 (A) CURRENT	转速 (rpm) SPEED	备注 REMARKS
KB121R	660	100	12	≦ 18	≧ 4500	Φ 86×86
KB241R	660	100	24	≦ 8.5	≧ 4500	Φ 86×86



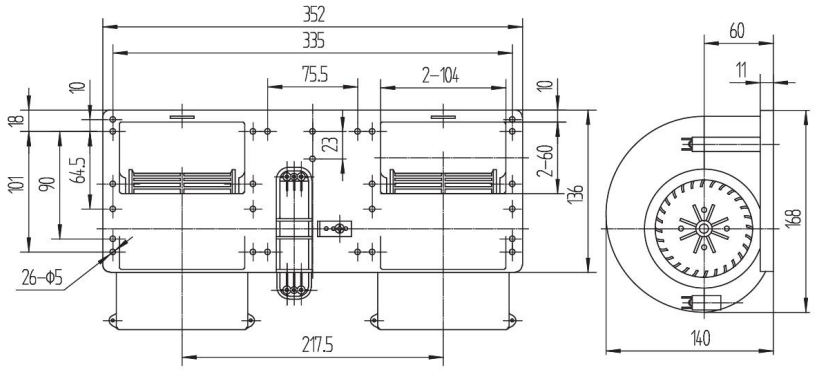
型号 MODEL	风量 (m³/h) AIRFLOW	压差 (Pa) STATIC PRESSURE	额定电压 (V) VOLTAGE	电流 (A) CURRENT	转速 (rpm) SPEED	备注 REMARKS
KB124	1000	100	12	≦ 24	≧ 3800	Φ 105×89
KB244	1000	100	24	≦ 11	≧ 3800	Φ 105×89



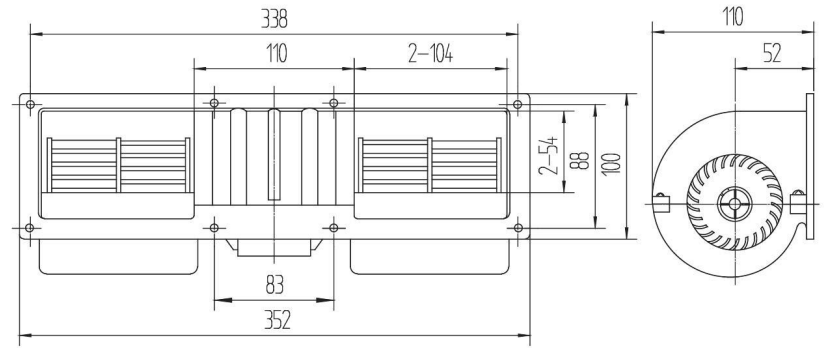
型号 MODEL	风量 (m³/h) AIRFLOW	压差 (Pa) STATIC PRESSURE	额定电压 (V) VOLTAGE	电流 (A) CURRENT	转速 (rpm) SPEED	备注 REMARKS
KB124R	1000	100	12	≦ 24	≧ 3800	Φ 105×89
KB244R	1000	100	24	≦ 11	≧ 3800	Φ 105×89



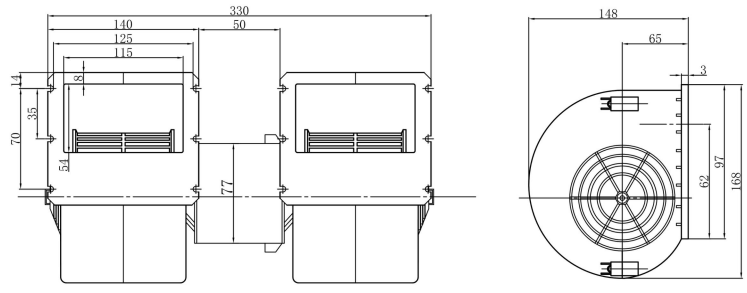
型号 MODEL	风量 (m³/h) AIRFLOW	压差 (Pa) STATIC PRESSURE	额定电压 (V) VOLTAGE	电流 (A) CURRENT	转速 (rpm) SPEED	备注 REMARKS
KB124H	1000	400	12	≤ 40	≥ 5000	Φ 105 × 89
KB244H	1000	400	24	≤ 20	≥ 5000	Φ 105 × 89



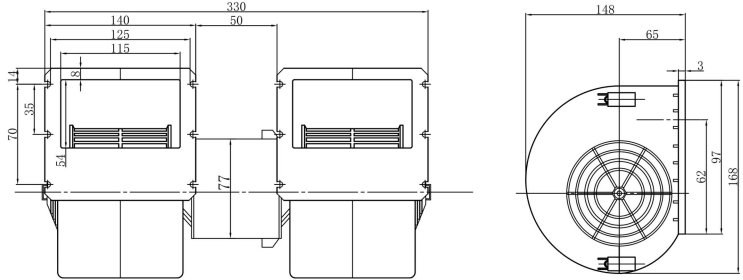
型号 MODEL	风量 (m³/h) AIRFLOW	压差 (Pa) STATIC PRESSURE	额定电压 (V) VOLTAGE	电流 (A) CURRENT	转速 (rpm) SPEED	备注 REMARKS
KB1261R	600	100	12	≤ 12	≥ 3500	Φ 82 × 96
KB2461R	600	100	24	≤ 6	≥ 3500	Φ 82 × 96



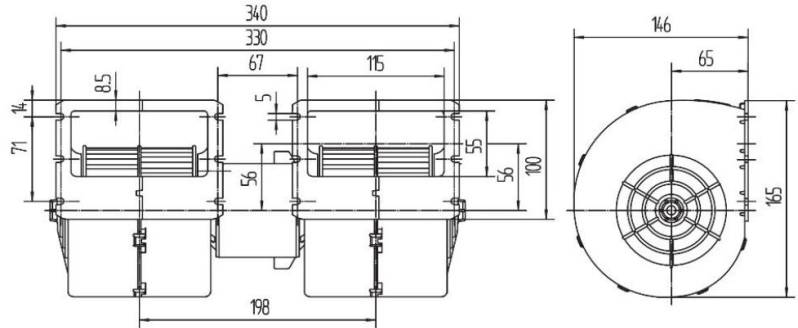
型号 MODEL	风量 (m³/h) AIRFLOW	压差 (Pa) STATIC PRESSURE	额定电压 (V) VOLTAGE	电流 (A) CURRENT	转速 (rpm) SPEED	备注 REMARKS
KB182	800	100	12	≤ 18	≥ 3800	Φ 105 × 89
KB282	800	100	24	≤ 9	≥ 3800	Φ 105 × 89



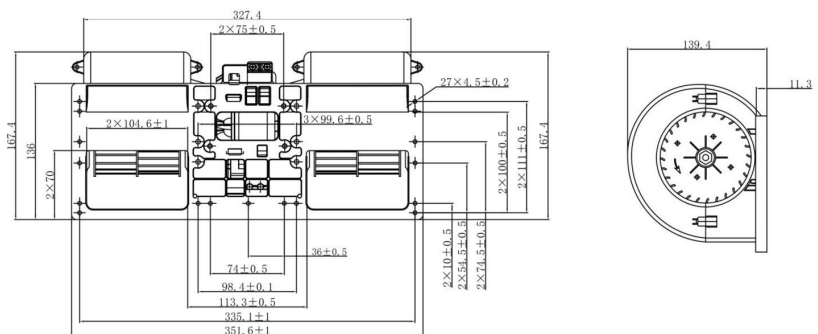

型号 MODEL	风量 (m³/h) AIRFLOW	压差 (Pa) STATIC PRESSURE	额定电压 (V) VOLTAGE	电流 (A) CURRENT	转速 (rpm) SPEED	备注 REMARKS
KB182R	800	100	12	≤ 18	≥ 3800	Φ 105 × 89
KB282R	800	100	24	≤ 9	≥ 3800	Φ 105 × 89



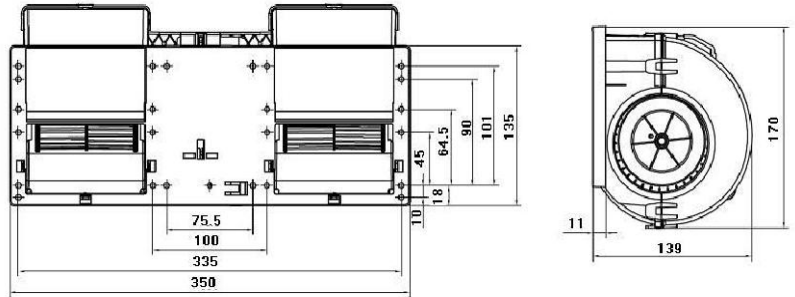
型号 MODEL	风量 (m³/h) AIRFLOW	压差 (Pa) STATIC PRESSURE	额定电压 (V) VOLTAGE	电流 (A) CURRENT	转速 (rpm) SPEED	备注 REMARKS
KB182L	1000	100	12	≤ 24	≥ 3800	Φ 105 × 89
KB282L	1000	100	24	≤ 11	≥ 3800	Φ 105 × 89



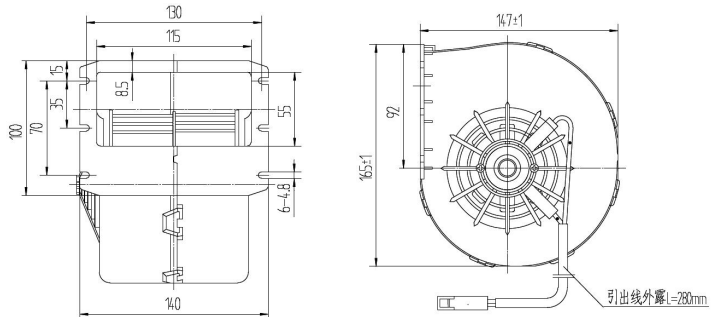
型号 MODEL	风量 (m³/h) AIRFLOW	压差 (Pa) STATIC PRESSURE	额定电压 (V) VOLTAGE	电流 (A) CURRENT	转速 (rpm) SPEED	备注 REMARKS
KBRL358	1200	100	24	≤ 15	≥ 4500	无刷 (Brushless)



型号 MODEL	风量 (m³/h) AIRFLOW	压差 (Pa) STATIC PRESSURE	额定电压 (V) VOLTAGE	电流 (A) CURRENT	转速 (rpm) SPEED	备注 REMARKS
KBRL124R	850	100	12	≤ 20	≥ 3000	无刷 (Brushless)
KBRL244R	950	100	24	≤ 10	≥ 3300	无刷 (Brushless)
KBRL484R	950	100	48	≤ 5.6	≥ 3300	无刷 (Brushless)



型号 MODEL	风量 (m³/h) AIRFLOW	压差 (Pa) STATIC PRESSURE	额定电压 (V) VOLTAGE	电流 (A) CURRENT	转速 (rpm) SPEED	备注 REMARKS
KB166R	400	100	12	≤ 12	≥ 3300	∅113×111
KB266R	400	100	24	≤ 6	≥ 3300	∅113×111



型号 MODEL	风量 (m³/h) AIRFLOW	压差 (Pa) STATIC PRESSURE	额定电压 (V) VOLTAGE	电流 (A) CURRENT	转速 (rpm) SPEED	备注 REMARKS
KB167WR	260	100	12	≤ 10	≥ 2500	∅86×86
KB267WR	260	100	24	≤ 5	≥ 2500	∅86×86

